

# Introducing ClearPlus Wiper Blade Program

## Feature & benefit highlights for ClearPlus products.

- + Conventional Blades
- + Hybrid- Beam Blades
- + Integrated & Beam Rear Blades
- + Winter Blades
- + Heavy Duty Blades



# ARM COVERAGE BY BLADE TYPE

**CONVENTIONAL  
BLADES**



**HYBRID  
BLADES**



**SIGNATURE  
SERIES**



**INTELLI  
CURVE**



**REAR  
BLADES**



**WINTER  
BLADES**



ClearPlus program provides 98.4% coverage of VIO in the North America for front and rear wind shields. Shown below are arm types for passenger cars & light trucks only.

Work with following arms:



**CONVENTIONAL**



**HYBRID**



**SIGNATURE SERIES**



**INTELLI CURVE**



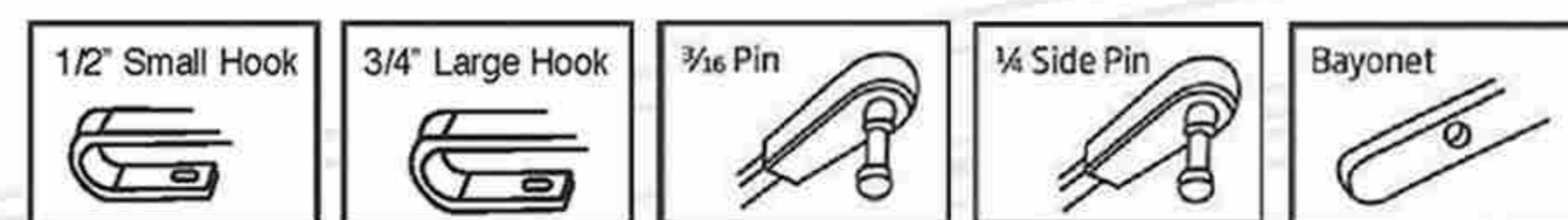
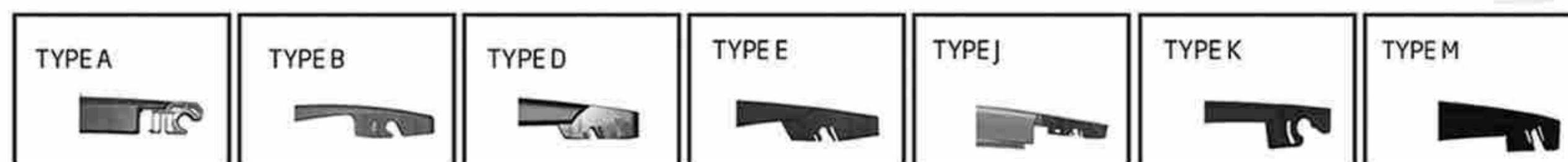
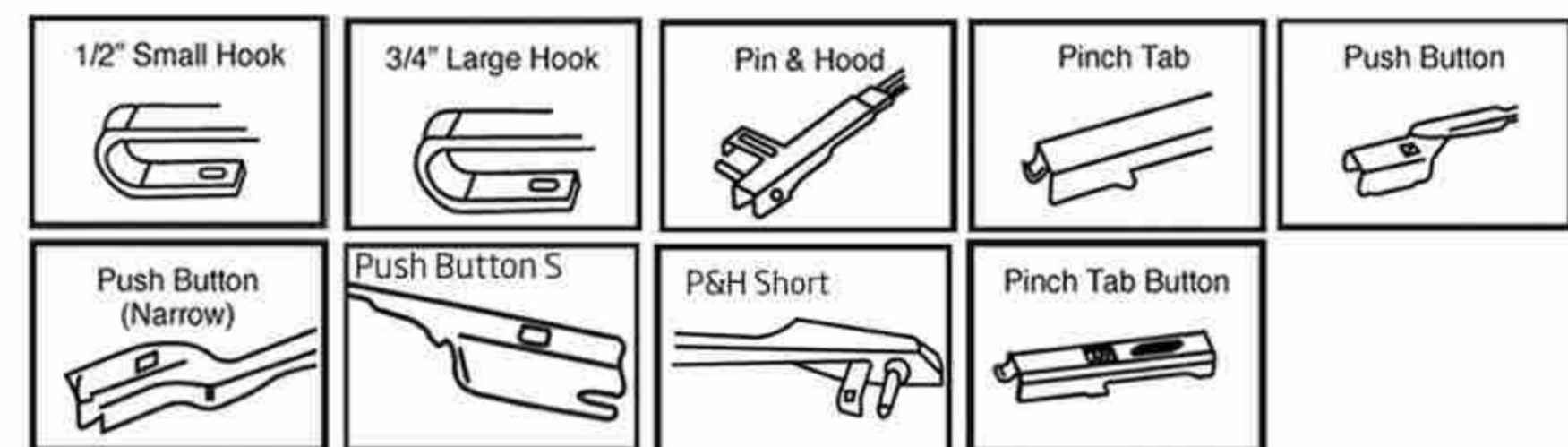

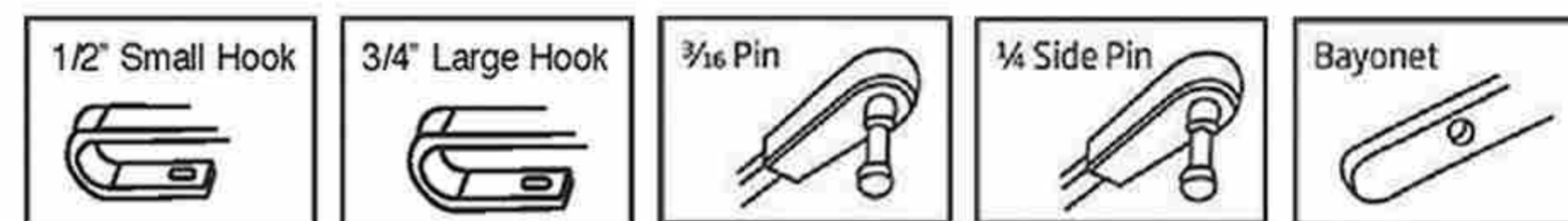
**REAR BEAM**



**SPECIALTY REAR**



**WINTER BLADE**



**INTELLI  
CURVE**

**BLADE**  
HYBRID TECHNOLOGY

clearplus

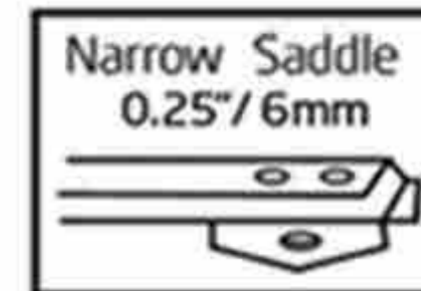
# HD ARM COVERAGE BY BLADE TYPE




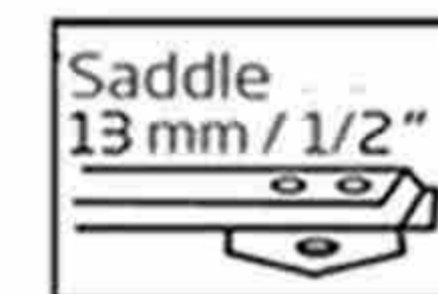
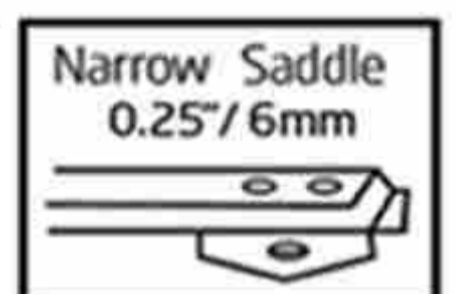

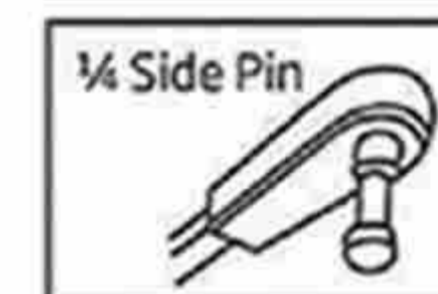
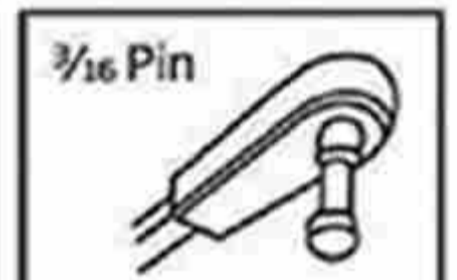

Low Value  
High Volume

Medium Value  
Medium Volume

High Value  
Low Volume



Above blades that work with small (6mm) saddle arm get replaced in ClearPlus program using automotive conventional and winter blades with a 6mm adapter. Consequently ClearPlus replacement blades also work with other traditional arms.



Work with following arms:

# METAL FRAME FEATURED DISCUSSION

Applications & Size Coverage

Sizes 11- 28. Works with the following arms:



Frame Structure

All metal, robust

Frame Hinge Connections

Metal Rivets

Spline

SS 204 ( Industry Standard )

Rubber

Molded Coated

Pressure Points

Standard Industry OPP

Rubber Profile

Standard Industry 6 mm - Upto size 24  
8 mm - Upto size 26/28

Average Initial Wipe Quality

9 or better

Meet or Exceed SAE903] Wiping quality, durability and physical properties of rubber standards

Yes



**INTELLI  
CURVE**<sup>®</sup>

**BLADE**<sup>™</sup>  
HYBRID TECHNOLOGY


clearplus

# HYBRID

- + Upgrade from Conventional design. Hard plastic encasement for OE look.
- + Original equipment on 70mm vehicles in North America.
- + Riveted Metal Frame with hard plastic encasement provides protective shield from snow and ice clogging in inclement weather conditions.
- + Aerodynamic design enhances windlift protection and even pressure distribution.
- + Synthetic rubber formulation with nano graphite coating gives more durable, Noise free wiping performance.



Works with the following arms:



Size	14	16	17	18	19	20	21	22	24	26
Part #	41141	41161	41117	41181	41117	41201	41211	41221	41241	41261

INTELLI  
CURVE®

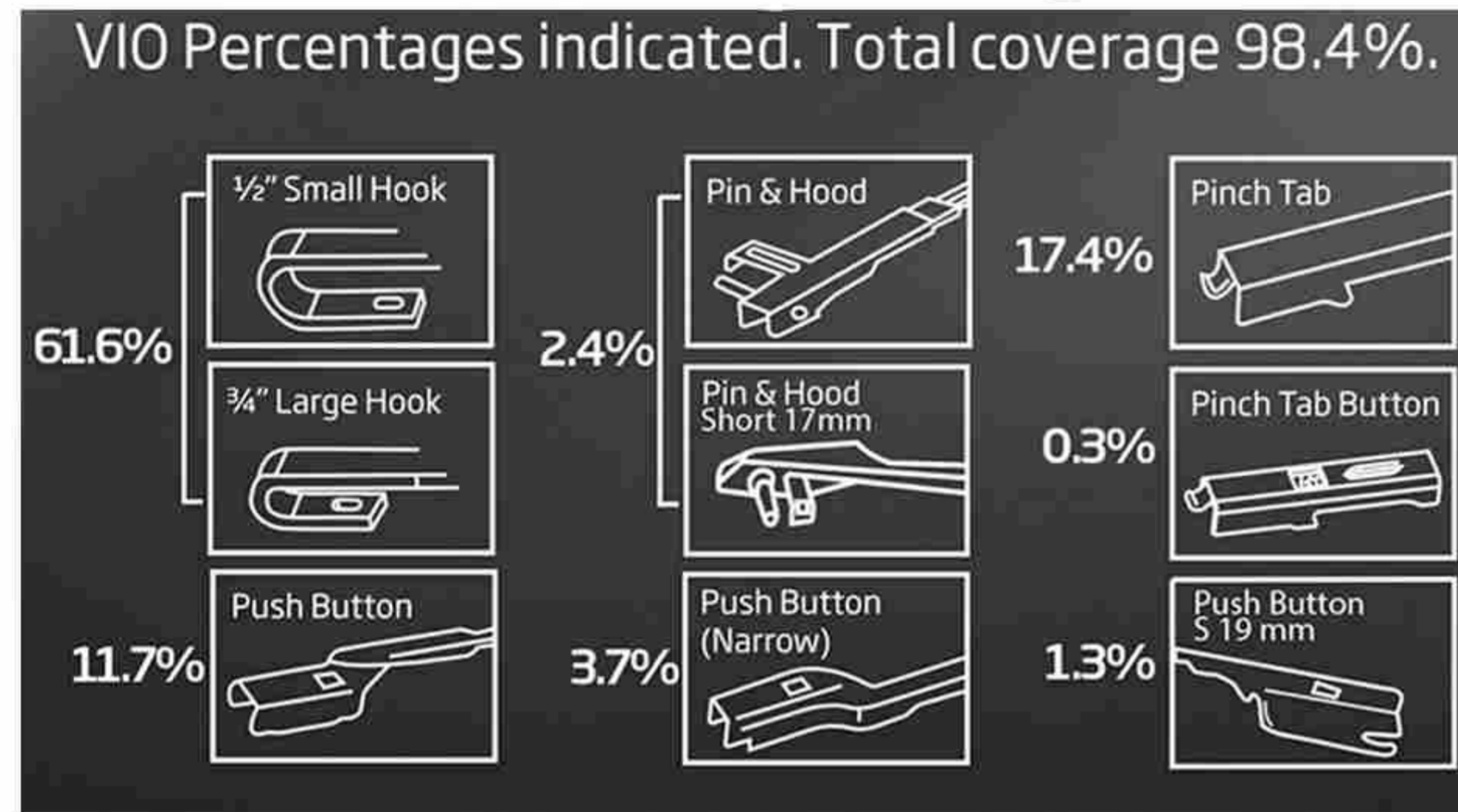
BLADE™  
HYBRID TECHNOLOGY

clearplus

# SIGNATURE SERIES<sup>®</sup> BEAM BLADE



## + Works with the following arms:



11 SKUS

2 Adapters

98.4% Coverage of all VIO.

- + Unmatched ease, safety and connection profiles.
- + Patented split beam structure in the wiping span maintains ideal pressure distribution to match vehicle windshield contour.
- + Adapter saddle designed to match original equipment height (low profile) and aesthetic appeal of the blade and arm connections in all arm types.
- + Leading edge<sup>®</sup> rubber technology for quiet wiping performance
- + Provides most relevant and updated coverage for newer car models. (Includes slotted push button and pin & hood in all sizes and excludes old pin arms.)

Size	14	16	17	18	19	20	21	22	24	26	28
Part #	17141	17161	17117	17181	17117	17201	17211	17221	17241	17261	17281

INTELLI  
CURVE<sup>®</sup>

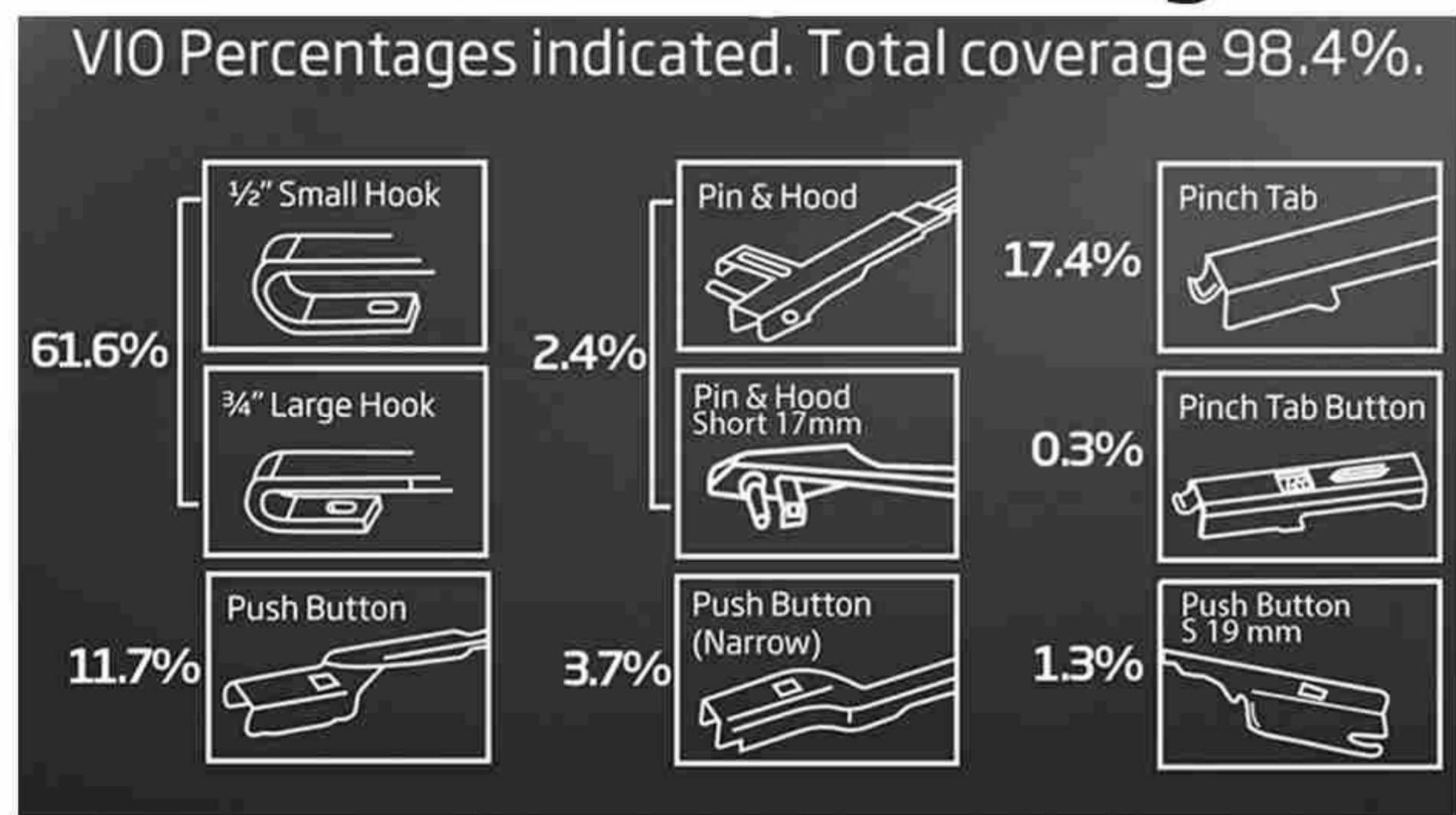
BLADE<sup>™</sup>  
HYBRID TECHNOLOGY

clearplus

# INTELLI CURVE® HYBRID - BEAM BLADE



## + Works with the following arms:



11 SKUS

2 Adapters

98.4% Coverage of all VIO.

- + Provides most relevant and updated coverage for newer car models. (Includes slotted push button and pin & hood in all sizes and excludes old pin arms.)
- + Designed for improved/differentiated performance - rigid primary with flexible secondary for optimized pressure distribution and windshield contact.
- + Integrated wind spoiler and wrap around shield on top and bottom of the frame - reduces snow clogging and icing.
- + Ease; Safety; and Profile of frame and connections.

Size	14	16	17	18	19	20	21	22	24	26	28
Part #	91141	91161	91117	91181	91117	91201	91211	91221	91241	91261	91281

# REAR - UNIVERSAL CONNECT



**Plastic**



**SIZE** 10 12 14 16

**COVERAGE RANKING** 13.4% 36.5% 23.7% 9.6%

**PART** 18108 18128 18148 18168





**Beam**



**SIZE** 11 12 14 16

**COVERAGE RANKING** 6.8% 2.8% 3.3% 0.7%

**PART** 18117 18127 18147 18167



## KEY SELLING POINTS









- + Top 4 SKUs can provide 83.2% coverage.
- + Top 8 SKUs can provide 96.8% coverage.
- + Simplicity - All adapters included as needed by size.
- + Competitor programs entail carrying between 23 to 28 SKUs for similar coverage.



# DIRECT CONNECT REAR



## 17 SKU Program -Plastic Integrated Segment

<b>TYPE A</b> 	<b>11A</b> 18111	<b>12A</b> 18121	<b>14A</b> 18141	<b>16A</b> 18161	SIZE PART
<b>TYPE B</b> 	<b>12B</b> 18122	<b>14B</b> 18142	<b>16B</b> 18162		SIZE PART
<b>TYPE C</b> 	<b>14C</b> 18143				SIZE PART
<b>TYPE D</b> 	<b>14D</b> 18124				SIZE PART
<b>TYPE E</b> 	<b>12E</b> 18125	<b>16E</b> 18165			SIZE PART
<b>TYPE J</b> 	<b>10J</b> 18109	<b>12J</b> 18126	<b>15J</b> 18156		SIZE PART
<b>TYPE K</b> 	<b>12K</b> 18129	<b>13K</b> 18139			SIZE PART
<b>TYPE M</b> 	<b>12M</b> 18120				SIZE PART

Coverage Ranking by Size/Type		
Size	Percentage of Total VIO with Specialty Rear (includes Beam)	Percentage of VIO with Plastic Rear Only
12A	12.5%	14.5%
14B	11.5%	13.4%
11A	5.6%	6.6%
12B	7.9%	9.1%
12E	7.0%	8.1%
14A	6.9%	8.1%
12J	6.4%	7.4%
16A	6.0%	7.0%
14D	2.7%	3.1%
16B	2.3%	2.6%
12M	1.4%	1.6%
14C	1.0%	1.2%
12K	1.0%	1.1%
13K	0.9%	1.0%
16E	0.7%	0.8%
15J	0.6%	0.7%
10J	0.4%	0.5%
<b>Total</b>	<b>74.6%</b>	<b>86.9%</b>

- + **74.6%** coverage for total VIO with Specialty Rear Blades including Beam blades.
- + **86.9%** coverage for VIO with Plastic Specialty Rear Blades.

# WINTER BLADES

## FEATURE OUTLINE

Applications & Size Coverage

Frame Structure

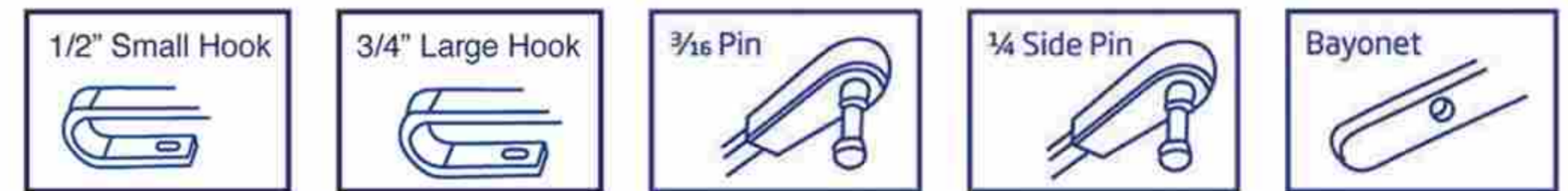
Wiping Rubber Element

Boot Encasing

Adapter

Sizes: 16/18/20/22/24/26.

Works with the following arms:



Heavy Duty Galvanized Steel

Molded, Coated, Large Profile - Lifts heavy, slushy snow better

Synthetic - better Ozone and UV resistance  
Prevents hinges from freezing

Pre Installed



- + Used largely by school buses, delivery vehicles, RVs, waste management, and other specialty HD equipment.

INTELLI  
CURVE®

BLADE™  
HYBRID TECHNOLOGY

clearplus

# SPECIALTY HD BLADES

## Available for the following vehicles:

School buses



Transit buses



Postal & Parcel Delivery Vehicles



Tractor Trailers and other commercial Trucks



Waste mgt. and dump Trucks



Recreational Vehicles



Coach buses


- + Complete program
- + Competitively Priced
- + Easy availability with low freight paid shipping.
- + Part # interchange with Anco/Trico available.

INTELLI  
CURVE®

BLADE™  
HYBRID TECHNOLOGY

clearplus

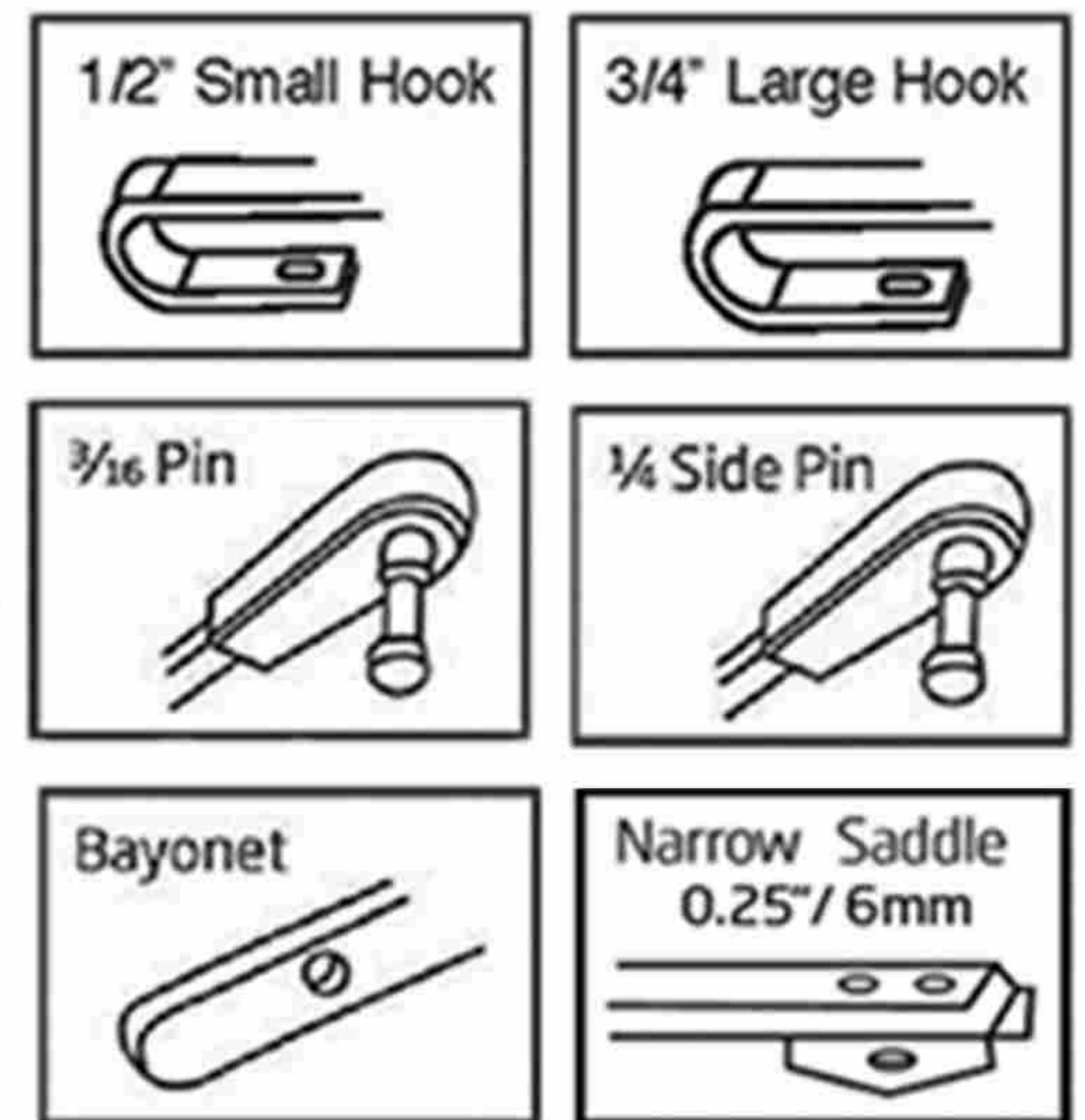
# HD SERIES COVERAGE - NARROW ARMS



Above blades that work with small (6mm) saddle arm get replaced in ClearPlus program using automotive conventional and winter blades with a 6mm adapter. Consequently ClearPlus replacement blades also work with other traditional arms.

71 Series	Size:	13	14	15	16	18
	Part #	71131	71141	71151	71161	71181
Trico #	61 - 130	61 - 140	61 - 150	61 - 160	61 - 180	
Anco #	57 - 23/51 - 13	57 - 24/51 - 14	57 - 25/51 - 15	57 - 26/51 - 16	57 - 28/51 - 18	
	20	22				
	71201	71221				
	61 - 200	61 - 220				
	57 - 30/51 - 30	51 - 22				
73 Series	Size:	14	15	16	18	20
	Part #	73141	73151	73161	73181	73201
Trico #	63-140/63-141	63 - 151	63 - 160	63-180/64-180	63-200/64-200	
Anco #	52 - 14/57 - 04	52-15	52 - 16/57 - 08	52 - 18/57 - 09	52 - 20/57 - 10	
76 Series	Size:	13	15	16	18	20
	Part #	76131	76151	76161	76181	76201
Trico #	66 - 130	66 - 150	NA	66 - 180	66 - 200	
Anco #	59 - 13	59 - 15	59 - 16	59 - 18	59 - 20	
	22	24				
	76221	76241				
	NA	NA				
	59 - 22	59 - 24				

71/ 72/76 Series work with following arms:



# ADDITIONAL HD SERIES COVERAGE

## Heavy Duty Blades

**77 Series** For curved windshields on newer RV's, Transit Buses and Commercial Trucks.

Size:	22"	24"	26"	28"	32"
Part #	77221	77241	77261	77281	77321
Trico #	67 - 221	67 - 241	67 - 261	67-281/67-284	67-321/67-324
Anco #	50-22	50-24	50-26	50-28/ 50-28 HK	50-32 /50 - 32HK

Works with the following Arms:



All Adapters Included



**78 Series** for curved windshields on newer Class A RV's and Medium - sized Commercial Trucks.

Size:	22"	24"	26"	28"	32"
Part #	78221	78241	78261	78281	78321
Trico #	68 - 221	68 - 241	68 - 261	68 - 281	68 - 321
Anco #	50 - 22	50 - 24	50 - 26	50 - 28	50 - 32

Direct connect with the following arm



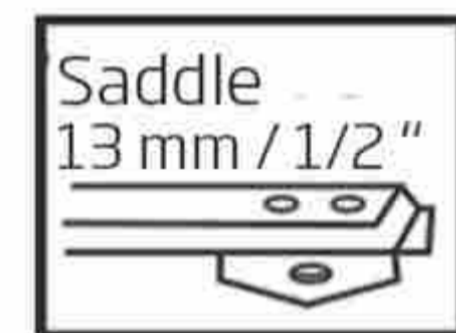
Plastic Sleeve and hardware included.



**79 Series** Direct replacement for MTA vehicles, larger windshield coach buses & motor homes.

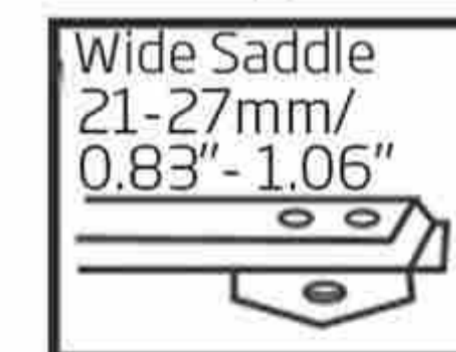
Size:	22"	24"	26"
Part #	79221	79241	79261
Trico #	67-221	67-241	67-261
Anco #	57-12	57-14	52-26/52-27

Direct connect with the following arm



Size:	28"	32"	36"	40"
Part #	79281	79321	79361	79401
Trico #	NA	NA	67-361	67-401
Anco #	NA	NA	NA	NA

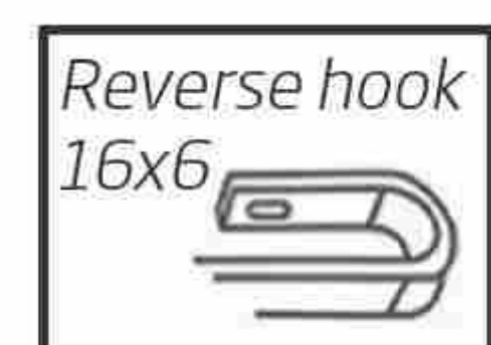
Direct connect with the following arms.



Plastic Sleeves in varying width and hardware included.



Size:	40"
Part #	79402
Trico #	67-402
Anco #	NA



Adapter included



**INTELLI  
CURVE**

**BLADE**<sup>TM</sup>  
HYBRID TECHNOLOGY

clearplus



# Marketing Support

- + Pop and Merchandising Aids including floor and Wall racks, routinely updated application guides.
- + Digital Medium support includes updated installation videos on you tube, webinar based training for sales and marketing teams.

**INTELLI  
CURVE**

**BLADE**<sup>™</sup>  
HYBRID TECHNOLOGY

**clearplus**